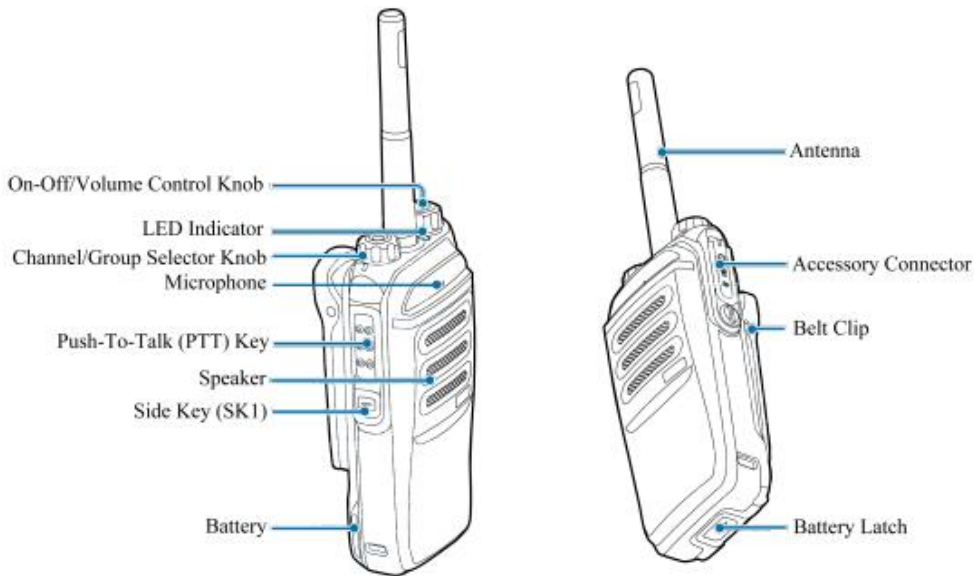
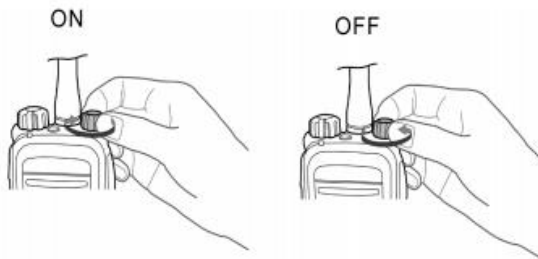


Radio – Operating Instructions

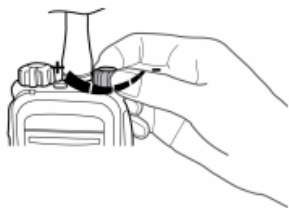
Radio Controls



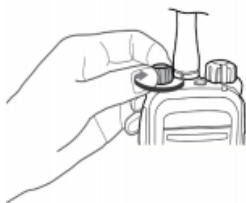
Turning the Radio On or Off



Adjusting the Volume



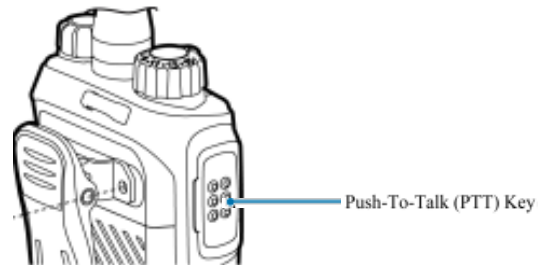
Changing channel



When changing channel an audible tone will indicate the channel selected.

Making a call

To make a call push and hold the Push-To-Talk (PTT) Key. The PTT Key should remain held down until completion of the message. Allow 1 second after pushing the key before talking.



When you are speaking during a call, keep the microphone about 2.5 to 5 cm away from your mouth. This ensure optimal voice quality on the receiving radio.

